



Rounds 2 & 3 : Wakefield Park Raceway : December 3 - 6

YMI AUSTRALIAN SUPERSPORT 300 CHAMPIONSHIP

Round 2 - Race 3

Date: 05/12/20
Event: R12
Weather: Cloudy - Temp: 28.4C
Track: Dry - Temp: 42.1C

Started at: 13:54:49
Laps: 8
Starters: 20
Printed at: 14:13

PROVISIONAL CLASSIFICATION

Pos	No	Name	Machine	Laps	Race Time	Behind Leader	Behind Prev	Fastest Lap	On Lap
1	50	Carter THOMPSON (NSW) / GTR MotoStars Team / RS+C / Doctor Mak / YRD / Motul / Pirelli	Yamaha R3 321	8	8:54.624			1:05.998	3
2	72	Ben BAKER (NSW) / WNR / Yamaha Australia / YMI / YMF / SCK / Utech Design / West Sliders	Yamaha R3 321	8	8:56.220	1.596	1.596	1:06.101	3
3	68	Luke POWER (VIC) / Proworx / Blayney M-cycles / Well Sprung M-cycle Susp. / Penrite Oils	Kawasaki EX 400	8	8:56.280	1.656	.060	1:06.095	2
4	308	John LYTRAS (QLD) / YRT / Yamalube / Caboolture Yamaha / Peregrine / AGV / TCX / Pirelli	Yamaha R3 321	8	8:56.322	1.698	.042	1:06.135	6
5	43	Harry KHOURI (NSW) / NSW Helicopters / AARK Susp. & Tuning / Addicted To Track / Excite M-sports	Kawasaki EX 400	8	8:56.630	2.006	.308	1:06.041	7
6	69	Archie McDONALD (NSW) / GTR MotoStars Team / RS+C / Motostars / Doctor Mak / YRD / Motul / Pirelli	Yamaha R3 321	8	8:57.658	3.034	1.028	1:06.294	3
7	11	Brandon DEMMERY (NSW) / Mini Rev Heads / YRD / Yamaha Aust.	Yamaha R3 321	8	9:02.755	8.131	5.097	1:06.747	7
8	121	Reece OUGHTRED (VIC) / Dynoverks	Yamaha R3 321	8	9:06.403	11.779	3.648	1:07.171	8
9	59	Tom DRANE (NSW) / Construction Supply Specialists / MD Steel	Yamaha YZF-R3	8	9:07.899	13.275	1.496	1:07.393	5
10	95	Matthew RINDEL (VIC) / Gears Racing Suspension / Mick Hone M-cycles / Shoei / Woodcraft	Yamaha R3 321	8	9:08.977	14.353	1.078	1:07.210	4
11	49	Jake FARNSWORTH (NSW) / Worth Race Developments / Freestyle Tattoo / Hi-Tec Oils / Kingsdene Auto.	Kawasaki EX 400	8	9:13.132	18.508	4.155	1:07.777	6
12	355	Laura BROWN (NSW) / The Bare Bird / Shark Helmets / BikeBiz / Obvious Signs / Ficeda / IXON	Yamaha R3 321	8	9:13.147	18.523	.015	1:07.680	6
13	110	Zak PETTENDY (NSW)	Yamaha R3 321	8	9:13.605	18.981	.458	1:07.961	2
14	39	Glenn NELSON (QLD) / Buddy's Pest Control	Yamaha R3 321	8	9:13.624	19.000	.019	1:08.059	7
15	47	Zylas BUNTING (NSW) / Proworx / Blayney M-cycles / Well Sprung M-cycle Susp. / Penrite Oils	Kawasaki EX 400	8	9:13.774	19.150	.150	1:07.885	6
16	97	Peter NERLICH (VIC) / TCN Racing	Kawasaki EX 400	8	9:18.350	23.726	4.576	1:08.434	7
17	63	Clay CLEGG (NSW) / Williamson Bros / Akubra Central / West Electrical / Mavin Truck Centre	Yamaha R3 300	8	9:18.560	23.936	.210	1:08.038	8
18	16	James JACOBS (NSW) / Nedlands Studio / Bridgestone / Lucas Oils / EK Chains / Mototrack Access.	Kawasaki EX 400	8	9:19.208	24.584	.648	1:08.206	3
19	105	Cameron DUNKER (NSW) / bLU cRU Yamaha / FIM Oceania / Motul / MA / Pirelli / Ricondi / AGV	Yamaha R3 321	8	9:19.272	24.648	.064	1:08.177	7
DNF	88	Joseph MARINIELLO (VIC) / Proworx / Blayney M-cycles / Well Sprung M-cycle Susp. / Penrite Oils	Kawasaki EX 400	5	5:52.619	3 Laps		1:08.653	2

Fastest Lap was 1:05.998 by Carter THOMPSON (NSW)

Current race lap record for SS300 class - 1:05.685 by Archie McDONALD (NSW) on a Yamaha R3 321 set on 05/12/20

*** INITIAL RACE START RED FLAGGED ON LAP 1 DUE TO CRASH AT TURN 4 OF NO. 99 (J. HATCH). FULL RACE RE-START BUT DISTANCE REDUCED FROM 10 LAPS TO 8 LAPS ***

The results are provisional until the end of the time limit for protests and appeals.

Chief Timekeeper - Scott Lang

Clerk of Course - Tom Williams





Rounds 2 & 3 : Wakefield Park Raceway : December 3 - 6

YMI AUSTRALIAN SUPERSPORT 300 CHAMPIONSHIP

Round 2 - Race 3

Date: 05/12/20
 Event: R12
 Weather: Cloudy - Temp: 28.4C
 Track: Dry - Temp: 42.1C

Started at: 13:54:49
 Laps: 8
 Starters: 20
 Printed at: 14:13

PROVISIONAL LAP TIMES

No	Name	Lap 1	Lap 2	Lap 3	Lap 4	Lap 5	Lap 6	Lap 7	Lap 8
11	Brandon DEMMERY (NSW)	1:13.616	1:07.145	1:07.010	1:07.163	1:06.997	1:06.915	1:06.747	1:07.162
16	James JACOBS (NSW)	1:17.292	1:09.024	1:08.206	1:09.369	1:08.729	1:08.453	1:08.698	1:09.437
39	Glenn NELSON (QLD)	1:14.499	1:08.837	1:08.597	1:08.578	1:08.222	1:08.266	1:08.059	1:08.566
43	Harry KHOURI (NSW)	1:11.541	1:06.429	1:06.164	1:07.080	1:06.835	1:06.259	1:06.041	1:06.281
47	Zylas BUNTING (NSW)	1:15.372	1:08.389	1:08.982	1:08.343	1:08.176	1:07.885	1:08.060	1:08.567
49	Jake FARNSWORTH (NSW)	1:16.232	1:08.278	1:08.166	1:08.334	1:08.184	1:07.777	1:07.885	1:08.276
50	Carter THOMPSON (NSW)	1:10.859	1:06.475	1:05.998	1:06.079	1:06.294	1:06.328	1:06.172	1:06.419
59	Tom DRANE (NSW)	1:14.076	1:07.793	1:08.193	1:07.411	1:07.393	1:07.805	1:07.495	1:07.733
63	Clay CLEGG (NSW)	1:17.377	1:09.004	1:08.394	1:09.347	1:09.067	1:09.179	1:08.154	1:08.038
68	Luke POWER (VIC)	1:12.084	1:06.095	1:06.253	1:06.301	1:06.771	1:06.271	1:06.274	1:06.231
69	Archie McDONALD (NSW)	1:12.192	1:06.330	1:06.294	1:06.461	1:06.545	1:06.645	1:06.346	1:06.845
72	Ben BAKER (NSW)	1:11.557	1:06.529	1:06.101	1:06.527	1:06.366	1:06.242	1:06.521	1:06.377
88	Joseph MARINIELLO (VIC)	1:16.300	1:08.653	1:09.234	1:09.607	1:08.825			
95	Matthew RINDEL (VIC)	1:15.468	1:08.302	1:08.161	1:07.210	1:07.368	1:07.509	1:07.219	1:07.740
97	Peter NERLICH (VIC)	1:15.241	1:08.475	1:09.231	1:09.281	1:08.533	1:10.217	1:08.434	1:08.938
105	Cameron DUNKER (NSW)	1:16.493	1:08.880	1:08.696	1:10.047	1:08.736	1:09.843	1:08.177	1:08.400
110	Zak PETTENDY (NSW)	1:15.312	1:07.961	1:08.453	1:08.898	1:07.963	1:07.971	1:08.296	1:08.751
121	Reece OUGHTRED (VIC)	1:14.346	1:07.773	1:07.681	1:07.351	1:07.262	1:07.206	1:07.613	1:07.171
308	John LYTRAS (QLD)	1:12.032	1:06.374	1:06.178	1:06.363	1:06.488	1:06.135	1:06.343	1:06.409
355	Laura BROWN (NSW)	1:15.671	1:09.259	1:08.178	1:08.082	1:08.084	1:07.680	1:07.844	1:08.349

*** INITIAL RACE START RED FLAGGED ON LAP 1 DUE TO CRASH AT TURN 4 OF NO. 99 (J. HATCH). FULL RACE RE-START BUT DISTANCE REDUCED FROM 10 LAPS TO 8 LAPS ***

The results are provisional until the end of the time limit for protests and appeals.

Scott Lang
 Chief Timekeeper - Scott Lang

Tom Williams
 Clerk of Course - Tom Williams





ASBK.COM.AU f t i y

Rounds 2 & 3 : Wakefield Park Raceway : December 3 - 6

YMI AUSTRALIAN SUPERSPORT 300 CHAMPIONSHIP

Round 2 - Race 3

Date: 05/12/20
 Event: R12
 Weather: Cloudy - Temp: 28.4C
 Track: Dry - Temp: 42.1C

Started at: 13:54:49
 Laps: 8
 Starters: 20
 Printed at: 14:13

PROVISIONAL SPLIT TIMES

Lap	Split 1	Split 2	Split 3	Lap Time	Lap	Split 1	Split 2	Split 3	Lap Time
11 Brandon DEMMERY (NSW) (7th)					6	18.206	24.018	24.035	1:06.259
1	24.228	24.847	24.541	1:13.616	7	<u>17.993</u>	<u>23.991</u>	24.057	<u>1:06.041</u>
2	18.539	24.223	<u>24.383</u>	1:07.145	8	18.350	24.045	<u>23.886</u>	1:06.281
3	18.529	24.037	24.444	1:07.010	47 Zylas BUNTING (NSW) (15th)				
4	18.555	24.094	24.514	1:07.163	1	24.893	25.150	25.329	1:15.372
5	18.509	24.076	24.412	1:06.997	2	19.005	24.724	24.660	1:08.389
6	18.476	23.929	24.510	1:06.915	3	19.121	24.803	25.058	1:08.982
7	<u>18.441</u>	<u>23.897</u>	24.409	<u>1:06.747</u>	4	18.775	24.654	24.914	1:08.343
8	18.555	24.044	24.563	1:07.162	5	<u>18.713</u>	24.703	24.760	1:08.176
16 James JACOBS (NSW) (18th)					6	18.787	<u>24.566</u>	24.532	<u>1:07.885</u>
1	26.094	25.934	25.264	1:17.292	7	19.067	24.619	<u>24.374</u>	1:08.060
2	18.875	25.069	25.080	1:09.024	8	19.006	25.035	24.526	1:08.567
3	<u>18.787</u>	24.721	<u>24.698</u>	<u>1:08.206</u>	49 Jake FARNSWORTH (NSW) (11th)				
4	18.849	25.206	25.314	1:09.369	1	25.888	25.302	25.042	1:16.232
5	18.958	24.922	24.849	1:08.729	2	18.586	24.896	24.796	1:08.278
6	18.930	<u>24.689</u>	24.834	1:08.453	3	18.547	24.998	24.621	1:08.166
7	18.954	24.864	24.880	1:08.698	4	18.580	24.680	25.074	1:08.334
8	19.080	25.072	25.285	1:09.437	5	18.575	24.676	24.933	1:08.184
39 Glenn NELSON (QLD) (14th)					6	<u>18.341</u>	<u>24.502</u>	24.934	<u>1:07.777</u>
1	24.088	25.125	25.286	1:14.499	7	18.599	24.577	24.709	1:07.885
2	18.835	24.905	25.097	1:08.837	8	18.883	24.800	<u>24.593</u>	1:08.276
3	18.976	24.714	24.907	1:08.597	50 Carter THOMPSON (NSW) (1st)				
4	18.846	24.834	24.898	1:08.578	1	22.656	23.956	24.247	1:10.859
5	18.943	24.573	24.706	1:08.222	2	18.362	23.791	24.322	1:06.475
6	<u>18.615</u>	24.504	25.147	1:08.266	3	18.336	<u>23.691</u>	<u>23.971</u>	<u>1:05.998</u>
7	19.054	<u>24.451</u>	<u>24.554</u>	<u>1:08.059</u>	4	<u>18.210</u>	23.741	24.128	1:06.079
8	19.013	24.863	24.690	1:08.566	5	18.298	23.748	24.248	1:06.294
43 Harry KHOURI (NSW) (5th)					6	18.450	23.860	24.018	1:06.328
1	23.102	24.113	24.326	1:11.541	7	18.295	23.876	24.001	1:06.172
2	18.234	24.094	24.101	1:06.429	8	18.412	23.959	24.048	1:06.419
3	18.081	24.074	24.009	1:06.164	59 Tom DRANE (NSW) (9th)				
4	18.146	24.004	24.930	1:07.080	1	24.481	24.850	24.745	1:14.076
5	18.798	24.079	23.958	1:06.835					

Scott Lang
 Chief Timekeeper - Scott Lang

Tom Williams
 Clerk of Course - Tom Williams





Rounds 2 & 3 : Wakefield Park Raceway : December 3 - 6

YMI AUSTRALIAN SUPERSPORT 300 CHAMPIONSHIP

Round 2 - Race 3

Date: 05/12/20
 Event: R12
 Weather: Cloudy - Temp: 28.4C
 Track: Dry - Temp: 42.1C

Started at: 13:54:49
 Laps: 8
 Starters: 20
 Printed at: 14:13

PROVISIONAL SPLIT TIMES

Lap	Split 1	Split 2	Split 3	Lap Time	Lap	Split 1	Split 2	Split 3	Lap Time
2	18.728	24.538	24.527	1:07.793	8	18.513	23.869	24.463	1:06.845
3	18.772	24.861	24.560	1:08.193					
4	18.670	24.311	24.430	1:07.411					
5	18.538	24.449	24.406	1:07.393	72 Ben BAKER (NSW) (2nd)				
6	18.520	24.576	24.709	1:07.805	1	22.974	24.082	24.501	1:11.557
7	18.865	24.220	24.410	1:07.495	2	18.442	23.954	24.133	1:06.529
8	18.887	24.313	24.533	1:07.733	3	18.189	23.960	23.952	1:06.101
63 Clay CLEGG (NSW) (17th)					4	18.340	23.843	24.344	1:06.527
1	26.347	25.956	25.074	1:17.377	5	18.260	23.904	24.202	1:06.366
2	19.063	24.945	24.996	1:09.004	6	18.296	23.863	24.083	1:06.242
3	19.030	24.751	24.613	1:08.394	7	18.302	23.901	24.318	1:06.521
4	19.005	24.998	25.344	1:09.347	8	18.252	23.931	24.194	1:06.377
5	19.340	24.780	24.947	1:09.067	88 Joseph MARINIELLO (VIC) (DNF)				
6	19.161	25.078	24.940	1:09.179	1	25.507	25.560	25.233	1:16.300
7	18.940	24.487	24.727	1:08.154	2	18.987	24.987	24.679	1:08.653
8	18.680	24.721	24.637	1:08.038	3	18.849	25.024	25.361	1:09.234
68 Luke POWER (VIC) (3rd)					4	19.015	25.129	25.463	1:09.607
1	23.824	24.138	24.122	1:12.084	5	18.884	24.719	25.222	1:08.825
2	18.149	23.860	24.086	1:06.095	95 Matthew RINDEL (VIC) (10th)				
3	18.227	23.951	24.075	1:06.253	1	25.256	25.340	24.872	1:15.468
4	18.240	23.917	24.144	1:06.301	2	19.095	24.760	24.447	1:08.302
5	18.385	23.913	24.473	1:06.771	3	18.814	24.775	24.572	1:08.161
6	18.331	23.825	24.115	1:06.271	4	18.513	24.366	24.331	1:07.210
7	18.159	24.013	24.102	1:06.274	5	18.533	24.613	24.222	1:07.368
8	18.238	23.983	24.010	1:06.231	6	18.727	24.328	24.454	1:07.509
69 Archie McDONALD (NSW) (6th)					7	18.540	24.609	24.070	1:07.219
1	23.986	24.158	24.048	1:12.192	8	18.661	24.903	24.176	1:07.740
2	18.463	23.933	23.934	1:06.330	97 Peter NERLICH (VIC) (16th)				
3	18.424	23.752	24.118	1:06.294	1	24.744	25.134	25.363	1:15.241
4	18.459	23.661	24.341	1:06.461	2	18.915	24.813	24.747	1:08.475
5	18.632	23.886	24.027	1:06.545	3	19.060	24.879	25.292	1:09.231
6	18.756	23.817	24.072	1:06.645	4	19.012	24.764	25.505	1:09.281
7	18.433	23.849	24.064	1:06.346	5	18.800	24.753	24.980	1:08.533
					6	18.723	26.313	25.181	1:10.217

Scott Lang
 Chief Timekeeper - Scott Lang

Tom Williams
 Clerk of Course - Tom Williams





Rounds 2 & 3 : Wakefield Park Raceway : December 3 - 6

YMI AUSTRALIAN SUPERSPORT 300 CHAMPIONSHIP

Round 2 - Race 3

Date: 05/12/20
 Event: R12
 Weather: Cloudy - Temp: 28.4C
 Track: Dry - Temp: 42.1C

Started at: 13:54:49
 Laps: 8
 Starters: 20
 Printed at: 14:13

PROVISIONAL SPLIT TIMES

Lap	Split 1	Split 2	Split 3	Lap Time	Lap	Split 1	Split 2	Split 3	Lap Time
7	18.783	24.620	25.031	1:08.434	4	18.501	24.420	24.430	1:07.351
8	18.702	25.039	25.197	1:08.938	5	18.480	24.394	24.388	1:07.262
105 Cameron DUNKER (NSW) (19th)					6	18.393	24.307	24.506	1:07.206
1	25.869	25.552	25.072	1:16.493	7	18.519	24.498	24.596	1:07.613
2	19.051	24.998	24.831	1:08.880	8	18.496	24.362	24.313	1:07.171
3	18.902	24.721	25.073	1:08.696	308 John LYTRAS (QLD) (4th)				
4	18.954	25.445	25.648	1:10.047	1	23.624	24.018	24.390	1:12.032
5	19.109	24.750	24.877	1:08.736	2	18.435	23.832	24.107	1:06.374
6	19.639	25.428	24.776	1:09.843	3	18.336	23.846	23.996	1:06.178
7	18.898	24.617	24.662	1:08.177	4	18.269	23.827	24.267	1:06.363
8	18.837	24.877	24.686	1:08.400	5	18.385	23.900	24.203	1:06.488
110 Zak PETTENDY (NSW) (13th)					6	18.245	23.747	24.143	1:06.135
1	25.089	24.936	25.287	1:15.312	7	18.221	23.900	24.222	1:06.343
2	18.526	24.754	24.681	1:07.961	8	18.646	23.826	23.937	1:06.409
3	18.655	24.644	25.154	1:08.453	355 Laura BROWN (NSW) (12th)				
4	18.822	24.747	25.329	1:08.898	1	25.052	25.197	25.422	1:15.671
5	18.615	24.583	24.765	1:07.963	2	19.046	24.835	25.378	1:09.259
6	18.558	24.611	24.802	1:07.971	3	19.012	24.614	24.552	1:08.178
7	18.544	24.703	25.049	1:08.296	4	18.656	24.535	24.891	1:08.082
8	19.073	25.246	24.432	1:08.751	5	18.807	24.846	24.431	1:08.084
121 Reece OUGHTRED (VIC) (8th)					6	18.503	24.428	24.749	1:07.680
1	24.615	24.915	24.816	1:14.346	7	18.829	24.510	24.505	1:07.844
2	18.638	24.655	24.480	1:07.773	8	18.610	25.306	24.433	1:08.349
3	18.638	24.612	24.431	1:07.681					

*** INITIAL RACE START RED FLAGGED ON LAP 1 DUE TO CRASH AT TURN 4 OF NO. 99 (J. HATCH). FULL RACE RE-START BUT DISTANCE REDUCED FROM 10 LAPS TO 8 LAPS ***

The results are provisional until the end of the time limit for protests and appeals.

Scott Lang
 Chief Timekeeper - Scott Lang

Tom Williams
 Clerk of Course - Tom Williams





ASBK.COM.AU f t i y

Rounds 2 & 3 : Wakefield Park Raceway : December 3 - 6

YMI AUSTRALIAN SUPERSPORT 300 CHAMPIONSHIP

Round 2 - Race 3

Date: 05/12/20
Event: R12
Weather: Cloudy - Temp: 28.4C
Track: Dry - Temp: 42.1C


Started at: 13:54:49
Laps: 8
Starters: 20
Printed at: 14:13


PROVISIONAL FASTEST LAPS SEQUENCE

Lap	Race Pos	No	Name	Machine	Fastest Lap	On Lap
1	1	50	Carter THOMPSON (NSW)	Yamaha R3 321	1:10.859	1
2	1	50	Carter THOMPSON (NSW)	Yamaha R3 321	1:06.475	2
2	2	43	Harry KHOURI (NSW)	Kawasaki EX 400	1:06.429	2
2	4	68	Luke POWER (VIC)	Kawasaki EX 400	1:06.095	2
3	1	50	Carter THOMPSON (NSW)	Yamaha R3 321	1:05.998	3

*** INITIAL RACE START RED FLAGGED ON LAP 1 DUE TO CRASH AT TURN 4 OF NO. 99 (J. HATCH). FULL RACE RE-START BUT DISTANCE REDUCED FROM 10 LAPS TO 8 LAPS ***

The results are provisional until the end of the time limit for protests and appeals.


Chief Timekeeper - Scott Lang


Clerk of Course - Tom Williams



www.computime.com.au
COMPUTIME RACE TIMING SYSTEMS PTY LTD





ASBK.COM.AU f t i y

Rounds 2 & 3 : Wakefield Park Raceway : December 3 - 6

YMI AUSTRALIAN SUPERSPORT 300 CHAMPIONSHIP

Round 2 - Race 3

Date: 05/12/20
 Event: R12
 Weather: Cloudy - Temp: 28.4C
 Track: Dry - Temp: 42.1C

Started at: 13:54:49
 Laps: 8
 Starters: 20
 Printed at: 14:13

PROVISIONAL LAP SHEET

No	Lap Time	Gap	No	Lap Time	Gap	No	Lap Time	Gap	No	Lap Time	Gap	No	Lap Time	Gap	
Lap 1			49	1:08.278	7.176	59	1:07.411	8.062	308	1:06.135	1.537	Lap 8			
50	1:10.859		355	1:09.259	7.596	95	1:07.210	9.730	68	1:06.271	1.742	50	1:06.419		
43	1:11.541	.682	88	1:08.653	7.619	39	1:08.578	11.100	43	1:06.259	2.275	72	1:06.377	1.596	
72	1:11.557	.698	105	1:08.880	8.039	110	1:08.898	11.213	69	1:06.645	2.434	68	1:06.231	1.656	
308	1:12.032	1.173	16	1:09.024	8.982	49	1:08.334	11.599	11	1:06.915	6.813	308	1:06.409	1.698	
68	1:12.084	1.225	63	1:09.004	9.047	47	1:08.343	11.675	121	1:07.206	9.586	43	1:06.281	2.006	
69	1:12.192	1.333	Lap 3			355	1:08.082	11.779	59	1:07.805	10.638	69	1:06.845	3.034	
11	1:13.616	2.757	50	1:05.998		97	1:09.281	12.817	95	1:07.509	11.985	11	1:07.162	8.131	
59	1:14.076	3.217	43	1:06.164	.802	88	1:09.607	14.383	110	1:07.971	14.525	121	1:07.171	11.779	
121	1:14.346	3.487	72	1:06.101	.855	16	1:09.369	14.480	355	1:07.680	14.921	59	1:07.733	13.275	
39	1:14.499	3.640	68	1:06.253	1.100	105	1:10.047	14.705	49	1:07.777	14.938	95	1:07.740	14.353	
97	1:15.241	4.382	308	1:06.178	1.252	63	1:09.347	14.711	39	1:08.266	14.966	49	1:08.276	18.508	
110	1:15.312	4.453	69	1:06.294	1.484	Lap 5			47	1:07.885	15.114	355	1:08.349	18.523	
47	1:15.372	4.513	11	1:07.010	4.439	50	1:06.294		97	1:10.217	18.945	110	1:08.751	18.981	
95	1:15.468	4.609	121	1:07.681	6.468	72	1:06.366	1.375	16	1:08.453	19.040	39	1:08.566	19.000	
355	1:15.671	4.812	59	1:08.193	6.730	308	1:06.488	1.730	63	1:09.179	20.335	47	1:08.567	19.150	
49	1:16.232	5.373	110	1:08.453	8.394	68	1:06.771	1.799	105	1:09.843	20.662	97	1:08.938	23.726	
88	1:16.300	5.441	95	1:08.161	8.599	69	1:06.545	2.117	Lap 7			63	1:08.038	23.936	
105	1:16.493	5.634	39	1:08.597	8.601	43	1:06.835	2.344	50	1:06.172		16	1:09.437	24.584	
16	1:17.292	6.433	49	1:08.166	9.344	11	1:06.997	6.226	72	1:06.521	1.638	105	1:08.400	24.648	
63	1:17.377	6.518	47	1:08.982	9.411	121	1:07.262	8.708	308	1:06.343	1.708				
Lap 2			97	1:09.231	9.615	59	1:07.393	9.161	68	1:06.274	1.844				
50	1:06.475		355	1:08.178	9.776	95	1:07.368	10.804	43	1:06.041	2.144				
43	1:06.429	.636	105	1:08.696	10.737	110	1:07.963	12.882	69	1:06.346	2.608				
72	1:06.529	.752	88	1:09.234	10.855	39	1:08.222	13.028	11	1:06.747	7.388				
68	1:06.095	.845	16	1:08.206	11.190	49	1:08.184	13.489	121	1:07.613	11.027				
308	1:06.374	1.072	63	1:08.394	11.443	47	1:08.176	13.557	59	1:07.495	11.961				
69	1:06.330	1.188	Lap 4			355	1:08.084	13.569	95	1:07.219	13.032				
11	1:07.145	3.427	50	1:06.079		97	1:08.533	15.056	355	1:07.844	16.593				
59	1:07.793	4.535	72	1:06.527	1.303	88	1:08.825	16.914	110	1:08.296	16.649				
121	1:07.773	4.785	68	1:06.301	1.322	16	1:08.729	16.915	49	1:07.885	16.651				
110	1:07.961	5.939	308	1:06.363	1.536	105	1:08.736	17.147	39	1:08.059	16.853				
39	1:08.837	6.002	43	1:07.080	1.803	63	1:09.067	17.484	47	1:08.060	17.002				
97	1:08.475	6.382	69	1:06.461	1.866	Lap 6			97	1:08.434	21.207				
47	1:08.389	6.427	11	1:07.163	5.523	50	1:06.328		16	1:08.698	21.566				
95	1:08.302	6.436	121	1:07.351	7.740	72	1:06.242	1.289	63	1:08.154	22.317				
											105	1:08.177	22.667		

*** INITIAL RACE START RED FLAGGED ON LAP 1 DUE TO CRASH AT TURN 4 OF NO. 99 (J. HATCH). FULL RACE RE-START BUT DISTANCE REDUCED FROM 10 LAPS TO 8 LAPS ***

The results are provisional until the end of the time limit for protests and appeals.

Chief Timekeeper - Scott Lang

Clerk of Course - Tom Williams



www.computime.com.au
 COMPUTIME RACE TIMING SYSTEMS PTY LTD





ASBK.COM.AU f t i y

Rounds 2 & 3 : Wakefield Park Raceway : December 3 - 6

YMI AUSTRALIAN SUPERSPORT 300 CHAMPIONSHIP

Round 2 - Race 3

Date: 05/12/20
 Event: R12
 Weather: Cloudy - Temp: 28.4C
 Track: Dry - Temp: 42.1C

Started at: 13:54:49
 Laps: 8
 Starters: 20
 Printed at: 14:13

PROVISIONAL LAP CHART

Name	Grid	1	2	3	4	5	6	7	8	Name
C. THOMPSON	50	50	50	50	50	50	50	50	50	C. THOMPSON
B. BAKER	72	43	43	43	72	72	72	72	72	B. BAKER
H. KHOURI	43	72	72	72	68	308	308	308	68	L. POWER
L. POWER	68	308	68	68	308	68	68	68	308	J. LYTRAS
A. McDONALD	69	68	308	308	43	69	43	43	43	H. KHOURI
J. LYTRAS	308	69	69	69	69	43	69	69	69	A. McDONALD
G. NELSON	39	11	11	11	11	11	11	11	11	B. DEMMERY
P. NERLICH	97	59	59	121	121	121	121	121	121	R. OUGHTRED
B. DEMMERY	11	121	121	59	59	59	59	59	59	T. DRANE
J. HATCH	99	39	110	110	95	95	95	95	95	M. RINDEL
Z. BUNTING	47	97	39	95	39	110	110	355	49	J. FARNSWORTH
T. DRANE	59	110	97	39	110	39	355	110	355	L. BROWN
R. OUGHTRED	121	47	47	49	49	49	49	49	110	Z. PETTENDY
J. MARINIELLO	88	95	95	47	47	47	39	39	39	G. NELSON
L. BROWN	355	355	49	97	355	355	47	47	47	Z. BUNTING
Z. PETTENDY	110	49	355	355	97	97	97	97	97	P. NERLICH
C. DUNKER	105	88	88	105	88	88	16	16	63	C. CLEGG
M. RINDEL	95	105	105	88	16	16	63	63	16	J. JACOBS
J. FARNSWORTH	49	16	16	16	105	105	105	105	105	C. DUNKER
C. CLEGG	63	63	63	63	63	63				
J. JACOBS	16									
J. PORT	45									
T. SIMS	71									

*** INITIAL RACE START RED FLAGGED ON LAP 1 DUE TO CRASH AT TURN 4 OF NO. 99 (J. HATCH). FULL RACE RE-START BUT DISTANCE REDUCED FROM 10 LAPS TO 8 LAPS ***

The results are provisional until the end of the time limit for protests and appeals.

Scott Lang
 Chief Timekeeper - Scott Lang

Tom Williams
 Clerk of Course - Tom Williams



www.computime.com.au
 COMPUTIME RACE TIMING SYSTEMS PTY LTD





Rounds 2 & 3 : Wakefield Park Raceway : December 3 - 6

YMI AUSTRALIAN SUPERSPORT 300 CHAMPIONSHIP

Round 2 - Race 3

Date: 05/12/20
 Event: R12
 Weather: Cloudy - Temp: 28.4C
 Track: Dry - Temp: 42.1C

Started at: 13:54:49
 Laps: 8
 Starters: 20
 Printed at: 14:13

PROVISIONAL BEST PARTIAL TIMES

Pos	Split 1		Split 2		Split 3		LAP		Ideal	Fastest
	Name	Time	Name	Time	Name	Time	Name	Time		
1	H. KHOURI	17.993	A. McDONALD	23.661	H. KHOURI	23.886	H. KHOURI	1:05.870	1:06.041	
2	L. POWER	18.149	C. THOMPSON	23.691	A. McDONALD	23.934	C. THOMPSON	1:05.872	1:05.998	
3	B. BAKER	18.189	J. LYTRAS	23.747	J. LYTRAS	23.937	J. LYTRAS	1:05.905	1:06.135	
4	C. THOMPSON	18.210	L. POWER	23.825	B. BAKER	23.952	B. BAKER	1:05.984	1:06.101	
5	J. LYTRAS	18.221	B. BAKER	23.843	C. THOMPSON	23.971	L. POWER	1:05.984	1:06.095	
6	J. FARNSWORTH	18.341	B. DEMMERY	23.897	L. POWER	24.010	A. McDONALD	1:06.019	1:06.294	
7	R. OUGHTRED	18.393	H. KHOURI	23.991	M. RINDEL	24.070	B. DEMMERY	1:06.721	1:06.747	
8	A. McDONALD	18.424	T. DRANE	24.220	R. OUGHTRED	24.313	M. RINDEL	1:06.911	1:07.210	
9	B. DEMMERY	18.441	R. OUGHTRED	24.307	Z. BUNTING	24.374	R. OUGHTRED	1:07.013	1:07.171	
10	L. BROWN	18.503	M. RINDEL	24.328	B. DEMMERY	24.383	T. DRANE	1:07.146	1:07.393	
11	M. RINDEL	18.513	L. BROWN	24.428	T. DRANE	24.406	L. BROWN	1:07.362	1:07.680	
12	T. DRANE	18.520	G. NELSON	24.451	L. BROWN	24.431	J. FARNSWO	1:07.436	1:07.777	
13	Z. PETTENDY	18.526	C. CLEGG	24.487	Z. PETTENDY	24.432	Z. PETTENDY	1:07.541	1:07.961	
14	G. NELSON	18.615	J. FARNSWORTH	24.502	G. NELSON	24.554	G. NELSON	1:07.620	1:08.059	
15	C. CLEGG	18.680	Z. BUNTING	24.566	J. FARNSWORTH	24.593	Z. BUNTING	1:07.653	1:07.885	
16	P. NERLICH	18.702	Z. PETTENDY	24.583	C. CLEGG	24.613	C. CLEGG	1:07.780	1:08.038	
17	Z. BUNTING	18.713	C. DUNKER	24.617	C. DUNKER	24.662	P. NERLICH	1:08.069	1:08.434	
18	J. JACOBS	18.787	P. NERLICH	24.620	J. MARINIELLO	24.679	C. DUNKER	1:08.116	1:08.177	
19	C. DUNKER	18.837	J. JACOBS	24.689	J. JACOBS	24.698	J. JACOBS	1:08.174	1:08.206	
20	J. MARINIELLO	18.849	J. MARINIELLO	24.719	P. NERLICH	24.747	J. MARINIELL	1:08.247	1:08.653	

*** INITIAL RACE START RED FLAGGED ON LAP 1 DUE TO CRASH AT TURN 4 OF NO. 99 (J. HATCH). FULL RACE RE-START BUT DISTANCE REDUCED FROM 10 LAPS TO 8 LAPS ***

The results are provisional until the end of the time limit for protests and appeals.

Scott Lang
 Chief Timekeeper - Scott Lang

Tom Williams
 Clerk of Course - Tom Williams





ASBK.COM.AU f t i y


Rounds 2 & 3 : Wakefield Park Raceway : December 3 - 6

YMI AUSTRALIAN SUPERSPORT 300 CHAMPIONSHIP PROVISIONAL ROUND POINTS

AUSTRALIAN SUPERSPORT 300 CHAMPIONSHIP - ROUND 2

Pos	No	Name	Machine	Rnd 2 Pole	Rnd 2 Race 1	Rnd 2 Race 2	Rnd 2 Race 3	Total
1	50	Carter THOMPSON	Yamaha	1	25	18	25	69
2	43	Harry KHOURI	Kawasaki		20	25	16	61
3	72	Ben BAKER	Yamaha		18	20	20	58
4	308	John LYTRAS	Yamaha		17	16	17	50
5	68	Luke POWER	Kawasaki		15	15	18	48
6	69	Archie McDONALD	Yamaha		16	17	15	48
7	11	Brandon DEMMERY	Yamaha		9	14	14	37
8	59	Tom DRANE	Yamaha		13	10	12	35
9	355	Laura BROWN	Yamaha		11	11	9	31
10	39	Glenn NELSON	Yamaha		14	8	7	29
11	97	Peter NERLICH	Kawasaki		12	9	5	26
12	121	Reece OUGHTRED	Yamaha			12	13	25
13	47	Zylas BUNTING	Kawasaki		10	7	6	23
14	95	Matthew RINDEL	Yamaha		4	5	11	20
15	99	Jacob HATCH	Yamaha		6	13		19
16	49	Jake FARNSWORTH	Yamaha		7		10	17
17	63	Clay CLEGG	Yamaha		5	6	4	15
18	16	James JACOBS	Kawasaki		8	3	3	14
19	110	Zak PETTENDY	Yamaha			4	8	12
20	105	Cameron DUNKER	Yamaha		3	2	2	7
21	88	Joseph MARINIELLO	Kawasaki			1		1


Chief Timekeeper - Scott Lang


Clerk of Course - Tom Williams



www.computime.com.au
COMPUTIME RACE TIMING SYSTEMS PTY LTD





Rounds 2 & 3 : Wakefield Park Raceway : December 3 - 6

YMI AUSTRALIAN SUPERSPORT 300 CHAMPIONSHIP PROVISIONAL PROGRESSIVE CHAMPIONSHIP POINTS

AUSTRALIAN SUPERSPORT 300 CHAMPIONSHIP - ROUND 2

Pos	No	Name	Machine	Rnd 1 WSBK	Rnd 2 Pole	Rnd 2 Race 1	Rnd 2 Race 2	Rnd 2 Race 3	Total
1	43	Harry KHOURI	Kawasaki	76		20	25	16	137
2	69	Archie McDONALD	Yamaha	49		16	17	15	97
3	72	Ben BAKER	Yamaha	34		18	20	20	92
4	68	Luke POWER	Kawasaki	44		15	15	18	92
5	308	John LYTRAS	Yamaha	33		17	16	17	83
6	50	Carter THOMPSON	Yamaha		1	25	18	25	69
7	11	Brandon DEMERY	Yamaha	26		9	14	14	63
8	121	Reece OUGHTRED	Yamaha	37			12	13	62
9	355	Laura BROWN	Yamaha	31		11	11	9	62
10	99	Jacob HATCH	Yamaha	37		6	13		56
11	97	Peter NERLICH	Kawasaki	29		12	9	5	55
12	47	Zylas BUNTING	Kawasaki	21		10	7	6	44
13	78	Caleb GILMORE	Yamaha	40					40
14	25	Luke JHONSTON	Kawasaki	38					38
15	59	Tom DRANE	Yamaha	1		13	10	12	36
16	95	Matthew RINDEL	Yamaha	12		4	5	11	32
17	39	Glenn NELSON	Yamaha			14	8	7	29
18	49	Jake FARNSWORTH	Yamaha	9		7		10	26
19	127	Filippo ROVELLI	Kawasaki	25					25
20	36	Angus GRENFELL	Yamaha	23					23
21	333	Yannis SHAW	Kawasaki	20					20
22	63	Clay CLEGG	Yamaha			5	6	4	15
23	29	Ryan SMITH	Yamaha	15					15
24	16	James JACOBS	Kawasaki			8	3	3	14
25	15	Oily SIMPSON	Yamaha	13					13
26	110	Zak PETTENDY	Yamaha				4	8	12
27	42	Kyle O'CONNELL	Yamaha	12					12
28	407	Jake SENIOR	Kawasaki	10					10
29	105	Cameron DUNKER	Yamaha			3	2	2	7
30	66	Mitchell SIMPSON	Yamaha	7					7
31	88	Joseph MARINIELLO	Kawasaki	5			1		6
32	21	Luca DURNING	Yamaha	1					1
33	55	Zachary JOHNSON	Yamaha	1					1

Chief Timekeeper - Scott Lang

Clerk of Course - Tom Williams



www.computime.com.au
COMPUTIME RACE TIMING SYSTEMS PTY LTD





ASBK.COM.AU f t i y

Rounds 2 & 3 : Wakefield Park Raceway : December 3 - 6

YMI AUSTRALIAN SUPERSPORT 300 CHAMPIONSHIP

Round 2 - Race 3

Date: 05/12/20
Event: R12
Weather: Cloudy - Temp: 28.4C
Track: Dry - Temp: 42.1C

Started at: 13:54:49
Laps: 8
Starters: 20
Printed at: 14:13

PROVISIONAL RACE INFORMATION

Time	Description
13:45:04	SIGHTING LAP STARTED - PIT EXIT OPEN FOR 1 MINUTE
13:46:10	PIT EXIT CLOSED
13:47:01	BIKES ON GRID
13:47:28	WARM UP LAP STARTED
13:49:32	Event Start
13:50:09	Red Flag
13:50:43	RED FLAG - TURN 4 CRASH - RIDER UP - NO. 99
13:50:56	Event Finish
13:52:44	8 LAP RACE - 1 WARM UP LAP
13:53:11	WARM UP LAP STARTED
13:54:50	Event Start
14:02:21	Rider 88 (Joseph MARINIELLO) ENTERED PITS
14:03:44	Chequered Flag
14:05:58	Event Finish

*** INITIAL RACE START RED FLAGGED ON LAP 1 DUE TO CRASH AT TURN 4 OF NO. 99 (J. HATCH). FULL RACE RE-START BUT DISTANCE REDUCED FROM 10 LAPS TO 8 LAPS ***

The results are provisional until the end of the time limit for protests and appeals.

.....
Chief Timekeeper - Scott Lang

.....
Clerk of Course - Tom Williams



www.computime.com.au
COMPUTIME RACE TIMING SYSTEMS PTY LTD

